





E-Safety Top Tips for accessing Home Learning

We recognise that much of the learning that has been sent home for pupils to access whilst they are not in school requires the use of digital technologies. As such, here are our top tips for keeping pupils safe whilst online:

1. **Keeping Personal Information safe** – Pupils will already have accounts for the main websites that we have asked pupils to use (such as SeeSaw, Times Tables Rockstars and Teams) and these will be on the passwords page in the children's school planners. If you or your child is looking to access a different site, which asks you to 'register' or 'sign up', check the website looks safe to use. Having the 'padlock' symbol in the web address is a good sign the website is secure.
 
2. **Supervise pupils' research time** - If pupils are carrying out research for an activity they are working on, we recommend children doing this in a family space, where you can discuss what they are researching and see the content they are viewing. Good websites are Kidrex and Kiddle.
3. **Set up parental controls** - If you have not done so already, now is a great time to ensure all of your devices have appropriate parental controls. Clarborough Primary School recommends **The NSPCC, Internet Matters and Netware websites**, which have lots of advice on social media platforms and how to set up parental controls.
 
4. **Consider screen time** - Whilst many activities can be completed online, these may not need access to a screen for all of the task. Pupils should make sure they take regular breaks away from devices.
5. **Avoid Social Media** - Pupils will not need to discuss their learning with people in chat rooms or Social Media such as [TikTok](#). If children are directed to YouTube clips, where possible, teachers will use a website called 'Viewpure' to convert these clips, which removes all adverts from the screen. Please ensure that adult supervision is in place when on YouTube at home.
6. **Discuss your child's use of the internet** - Ensuring you have a good understanding of how your child uses technology and what content they are viewing is essential in keeping children safe. Below, is a list of applications and the legal age restrictions that apply
7. **If you are unsure, seek advice** - If the school has asked pupils to do a piece of learning, where you are not sure how to use the website or platform, please let us know. Equally, if you have other e-safety concerns or would like advice, please contact the school office office@clarborough.notts.sch.uk or IT Support on itsupport@clarborough.notts.sch.uk.



13 year olds and upwards



14 year olds and upwards




MySpace

16 year olds and upwards



WhatsApp




meet me

Only suitable for 17 year olds and upwards



Periscope



Live.me